



District Report Card: 2017


State: Haryana	District: Gurgaon
Class: 8	Subject: Mathematics
Schools: 49	Students: 931


Participation/Coverage


Students

<div>GENDER</div> <div></div>	Boys				Girls			
	Number		%		Number		%	
	441		47.37		490		52.63	

<div>AREA</div> <div></div>	Rural				Urban			
	Number		%		Number		%	
	523		56.18		408		43.82	

<div>CATEGORY</div> <div></div>	SC		ST		OBC		GEN	
	Number	%	Number	%	Number	%	Number	%
	235	25.24	15	1.61	222	23.85	459	49.30

<div>CWSN</div> <div></div>	LD	VI	HI	S&LD	ID	Oth
	7	0	2	7	4	15

<div>Management</div> <div></div>	Government			Government-aided		
	Number		%	Number		%
	883		94.84	48		5.16

Average Performance of Students in Mathematics (%)

Overall	Gender		Area		Management		Social Group			
	Male	Female	Rural	Urban	Govt.	Aided	SC	ST	OBC	GEN
37.76	37.38	38.10	40.88	33.76	37.86	35.97	36.37	26.67	38.98	38.24

Performance on Learning Outcomes (LOs)

Learning Outcomes	Description	Average Performance(%)
M601	Solves problems involving large numbers by applying appropriate operations	32.00
M606	Solves problems on daily life situations involving addition and subtraction of fractions / decimals	40.63
M620	Finds out the perimeter and area of rectangular objects in the surroundings like floor of the class room, surfaces of a chalk box etc.	39.76
M621	Arranges given/collected information in the form of table, pictograph and bar graph and interprets them	33.05
M702	Interprets the division and multiplication of fractions	34.16
M705	Solves problems related to daily life situations involving rational numbers	32.76
M706	Uses exponential form of numbers to simplify problems involving multiplication and division of large numbers	28.07
M707	Adds/subtracts algebraic expressions	44.79
M710	Solves problems related to conversion of percentage to fraction and decimal and vice versa	24.78
M717	Finds out approximate area of closed shapes by using unit square grid/graph sheet	33.68
M719	Finds various representative values for simple data from her/his daily life contexts like mean, median and mode	52.35
M721	Interprets data using bar graph	53.95
M801	Generalizes properties of addition, subtraction, multiplication and division of rational numbers through patterns	35.53
M802	Finds rational numbers between two given rational numbers	31.58
M803	Proves divisibility rules of 2, 3, 4, 5, 6, 9 and 11	51.58
M804	Finds squares, cubes, square roots and cube roots of numbers using different methods	45.18
M808	Uses various algebraic identities in solving problems of daily life	41.67
M812	Verifies properties of parallelogram and establishes the relationship between them through reasoning	28.95
M818	Finds surface area and volume of cuboidal and cylindrical object	18.42
M819	Draws and interprets bar charts and pie charts	37.70

Range of Performance of Students who Answered Correctly							
Below 30%		30% - 50%		50% - 75%		Above 75%	
Number	%	Number	%	Number	%	Number	%
364	39.10	318	34.16	222	23.85	27	2.90

Lowest Performing Learning Outcomes (LOs)

- 1 - Finds surface area and volume of cuboidal and cylindrical object (18.42)
- 2 - Solves problems related to conversion of percentage to fraction and decimal and vice versa (24.78)
- 3 - Uses exponential form of numbers to simplify problems involving multiplication and division of large numbers (28.07)

4 - Verifies properties of parallelogram and establishes the relationship between them through reasoning (28.95)

5 - Finds rational numbers between two given rational numbers (31.58)